

TUCSON







Revolutionizing the evolution of design.

The Tucson is not simply an evolution of its predecessor, but a full-blown design revolution. And while leading the way in progressive design, it also offers state-of-the-art smart tech like best-in-class safety features, advanced driver-assistance systems and the most electrified powertrain line-up in its segment.






A new look.

Sophisticated and progressive, the Tucson's design is revolutionary. Dynamic geometric forms, sharp angles and the world's-first Parametric Hidden Lights combine to make it a powerfully unique presence on the road. Thanks to state-of-the-art half-mirror lighting technology, the Parametric Hidden Lights are hidden when turned off, and when switched on: the outer sections on the side of the grille transform into brilliant wing-like shapes, creating a unique high-tech lighting signature. When stopped, they blend in with the grille again.



Bringing Sensuous Sportiness to the SUV world.

Taking modern aesthetics to the next level, the Tucson's chiselled surfaces and dynamic lines put it at the cutting-edge of SUV design. Featuring a bigger and wider body, it is the first Hyundai SUV to be developed according to our new Sensuous Sportiness design identity. Its muscular stance combines sharp angles and dynamic proportions with rich surfaces – creating a progressive look without compromising on Tucson's rugged SUV heritage. And you can personalize its look with a choice of 8 dynamic colours and the option of a two-tone roof in Phantom Black or Dark Knight.













Wide open spaces for your digital journey.

Inside, you'll discover a feeling of openness and comfort that exceeds all expectations. Here, space, technology and information intersect harmoniously, setting new standards in the segment with its impressive range of advanced smart tech. The open-style 10.25" digital cluster is a major design innovation, enhancing the cockpit's high-tech flair together with the new 10.25" touchscreen, which flows seamlessly into the full touch console. The flowing lines of the dashboard blend seamlessly with the doors, wrapping around front occupants like a wide, open gorge. All navigation, infotainment and air-conditioning controls are now touch-activated for a sleek, seamless look that emphasizes the stylish, open ambience of the interior.

*Only in Executive & Executive Plus Model.

**Only in Executive Plus Model.



Flexibility for all of life's adventures.

Whether it's a solo adventure or a weekend get away with the family, you'll enjoy exceptional versatility with clever features like remote folding levers that let you fold the seats down from the boot for 1,799 litres of flat cargo space. For improved convenience and versatility, the rear seats can now be folded in a 40:20:40 ratio, which is great for hauling bulky objects or sports equipment. And boot capacity has been increased as well, offering up to 620 litres overall for luggage with the seats up, depending on the trim and powertrain selected.





Your digital journey starts here.

Naturally, the Tucson has also been upgraded with the latest smart tech to make every journey safer and more convenient. Before embarking on your journey, you can check your calendar using the 10.25" touch screen to reconfirm your meeting and lay your phone into the high-speed wireless charging dock. And thanks to Apple CarPlay™ and Android Auto™, you can plug in your smartphone to project your favourite apps and phone functions right up on the big 10.25" screen. The 8" Display Audio system features Wireless Apple CarPlay™ and Android Auto™ so you can mirror your smartphone without even having to plug it in. You can then use voice control commands to take calls, send and receive messages, and listen to music on the premium sound system.

*Only in Executive Plus models.



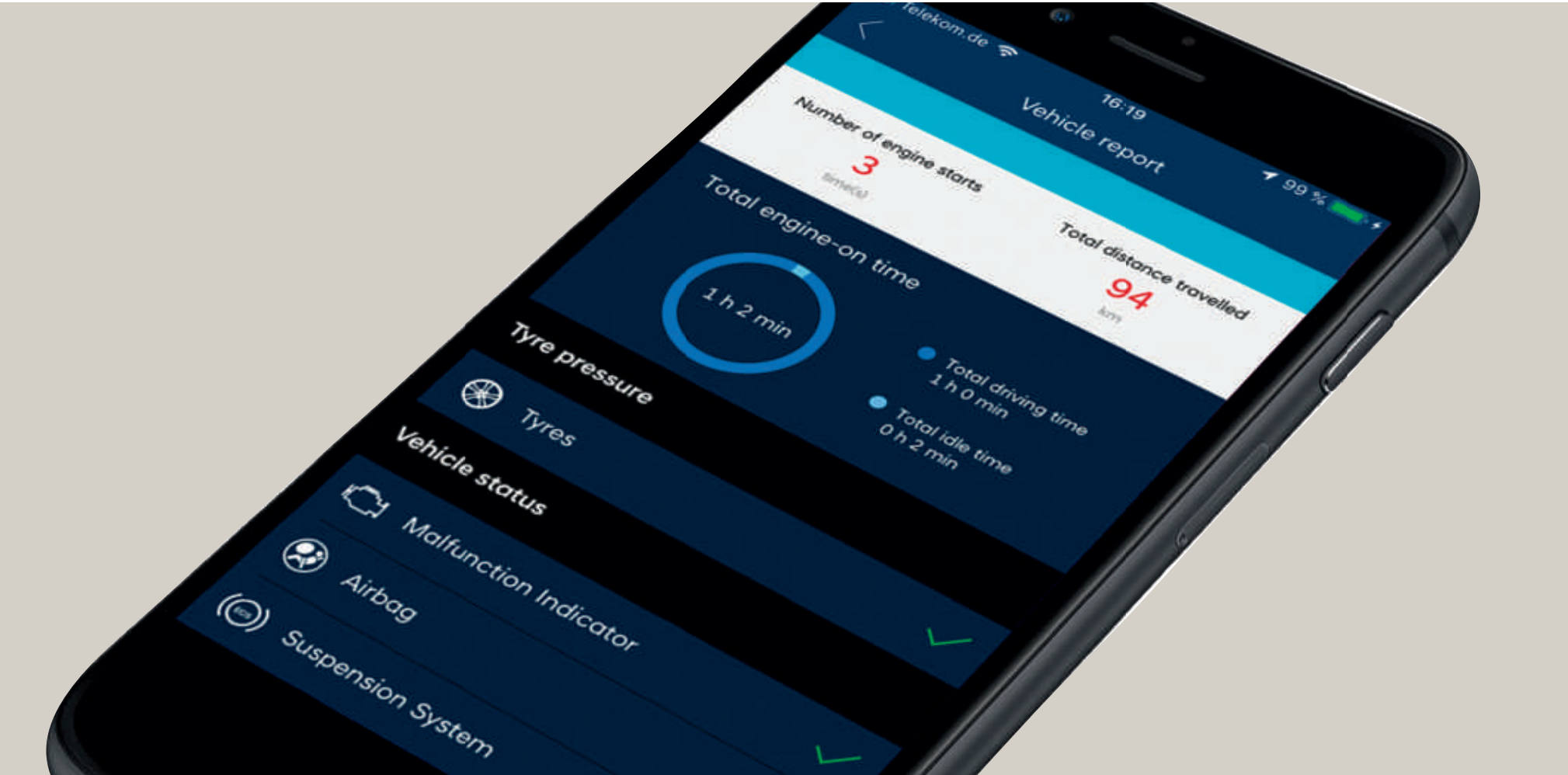
Wireless charging dock.

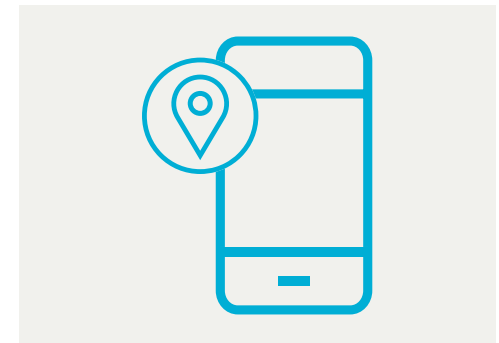




Premium sound system.

Bluelink® Connected Car Services.

Bluelink® Connected Car Services bring seamless connectivity directly into the Tucson with online voice recognition and a wide range of features to make your drive more convenient and enjoyable. On top of the many clever features you can control with the Bluelink app, a free five-year subscription to Hyundai's LIVE Services is also included with the navigation system.





Destination send to car.

Simply get in and press go. If your Tucson is equipped with navigation, you can use the BlueLink app to search for destinations while outside of your car. BlueLink then syncs with your navigation system, loading the route so that it is ready to go when you are.

Find my car.

Forgot where you parked? No problem. Just open the BlueLink app and the map will guide you there.

Remote door lock & unlock.

Forget to lock your car? Don't worry, your Tucson will let you know by sending a push notification to your smartphone. Then, after entering your PIN, you can lock or unlock the doors using a button in the BlueLink app.

On-demand diagnostics.

For more peace of mind, you can run a full vehicle diagnostic check on your vehicle's health using the BlueLink app on your smartphone.

Live fuel price information.

Find fuel when you need it, at a nice price – the continually updated fuel service coverage provides you with current fuel prices and information on location, opening times, and payment methods – all displayed on the navigation touch screen.

Live Parking Information.

Find a parking spot faster for more efficient and stress-free parking. Take advantage of real-time information to find and compare parking options in garages, parking lots and on the street.

Connected Routing.

Enjoy more accurate traffic information, more precise times of arrival, and more reliable route recalculations so you get there faster. Cloud based navigation uses real-time and historical data for better routing and forecasting.

Last Mile Navigation.

If you have to park your Tucson before you reach your end destination, you can hand over navigation from the car to the app. Your phone will then guide you exactly where you want to go with the help of augmented reality or Google Maps.





More choices. More electrification.

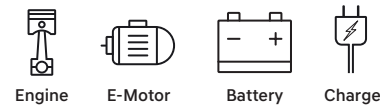
Higher efficiency.

We charged up your choices. Developed to reduce emissions without compromising on being fun to drive, the Tucson offers the widest range of electrified powertrains in the compact SUV segment. You can choose from petrol or a full hybrid.



Hybrid

The Tucson Hybrid is powered by the new 1.6-litre T-GDI Smartstream petrol engine and a 44.2 kW electric motor powered by a 1.49 kWh lithium-ion battery. The system is the most powerful in the powertrain line-up, with a combined output of 230 PS and 350 Nm torque – which means you get to enjoy plenty of fun behind the wheel while feeling good about lower fuel consumption and emissions.



Plug-in Hybrid

Electric when you want it. Petrol when you need it. The powerful 13.8 kWh battery also gives you an all-electric mode at the push of a button. Once the electric-only range is depleted, it switches seamlessly back to the petrol engine so you can go as far as you need to – and plug in later to recharge. The Tucson Plug-in Hybrid delivers 265 PS combined power output and 350 Nm maximum torque via its 180 PS 1.6-litre T-GDI Smartstream petrol engine and 66.9 kW electric motor.



Smartstream engine

The 1.6-litre T-GDI Smartstream petrol engine is available with 150 PS and is equipped with Hyundai's unique Continuously Variable Valve Duration (CVVD) technology, which optimises engine performance and fuel efficiency while also being eco-friendly. The 1.6-litre CRDi Smartstream diesel engine will be available with 115 PS.

Highly efficient shifting – any way you like.

Depending on the powertrain, you can choose from a wide range of smooth shifting transmissions.

The Hybrid is equipped with a 6-speed automatic transmission, which features button type shift-by-wire controls as standard. You switch between drive, neutral, reverse and park by simply using the buttons conveniently located in the centre console. The conventional diesel and petrol engines come equipped with the 6-speed manual transmission.



Button-type shift-by-wire.



6-speed Intelligent Manual Transmission.



Electrifying efficiency. The Tucson Hybrid.

The Tucson Hybrid uses electric power to help you go farther on a litre of petrol. All without you having to charge a battery or change your driving habits. Taking excellent fuel efficiency to the next level, it is equipped with both a petrol engine and an electric motor. They work together with the support of a powerful lithium-ion polymer battery to deliver excellent fuel economy and cut down on emissions. Depending on the driving situation, the hybrid drive system switches seamlessly between the conventional engine and the electric motor – sometimes utilizing both at the same time. As part of the regenerative braking system, the electric motor also helps slow the car, charging the battery so you don't have to. The energy stored in the battery then powers the electric motor to help in acceleration, uphill driving and low speed driving, which increases fuel efficiency by decreasing the work that the petrol engine has to do.




The best of both worlds. The Tucson Plug-in Hybrid.

The Tucson Plug-in gives you the best of both worlds. Electric when you want it. Once the electric-only range is depleted, the Plug-in then operates like the Hybrid. Thanks to its full-parallel hybrid drive system, it can also run on its petrol engine or electric motor or both. Adjustable Regenerative Braking helps charge the battery while on road. So no matter how far you're driving, you can master any journey with complete flexibility. Go as far as you need to. And when you get there you can plug into a charging station. Equipped with a 7.2 kW on-board charger, it can be charged at an AC charging station or by using a home wallbox or household outlet.



Express yourself.

With three vibrant new colours available: Shimmering Silver, Amazon Grey and Teal, you can now choose from eight exterior colours. On top of that, the option of a two-tone roof in either Phantom Black or Dark Knight gives you even more possibilities to personalize your Tucson to fit your individual style.



Phantom Black

Optional two-tone roof
available in Dark Knight

Polar White


Optional two-tone roof
available in Phantom Black

Shimmering Silver

Optional two-tone roof
available in Dark Knight


Teal

Optional two-tone roof
available in Phantom Black



Amazon Grey

Optional two-tone roof
available in Phantom Black



Silky Bronze

Optional two-tone roof
available in Dark Knight



Engine Red

Optional two-tone roof
available in Phantom Black



Sunset Red

Optional two-tone roof
available in Phantom Black


Interior colours



Obsidian Black one-tone.




Moss Grey two-tone.



Obsidian Black one-tone cloth.

Obsidian Black one-tone leather.



Moss Grey two-tone cloth.

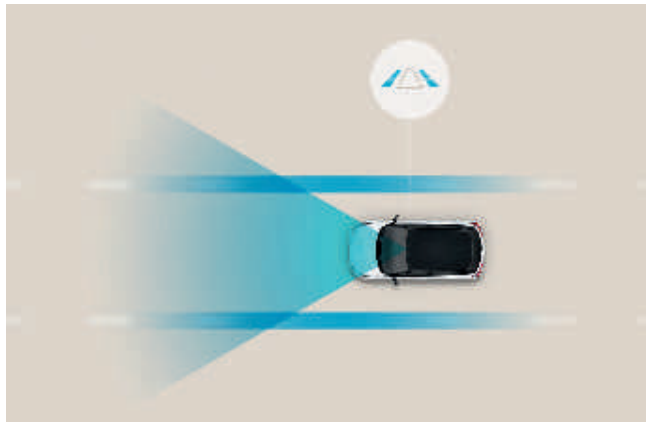


Moss Grey two-tone leather.

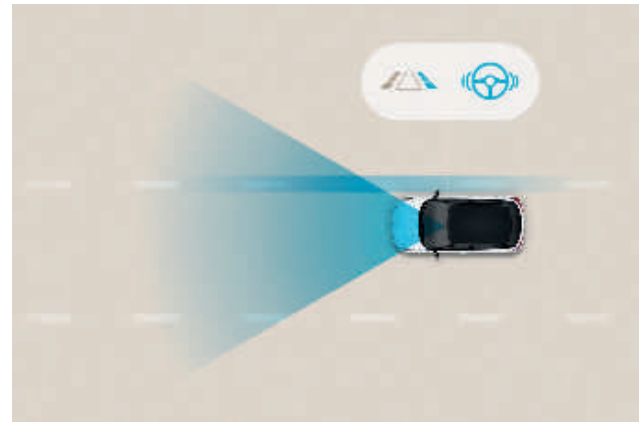
*Black Cloth Trim only available in Comfort Plus.

Hyundai SmartSense

Enjoy even more peace of mind with best-in-class advanced driver-assistance systems and our Hyundai SmartSense active safety package with a range of innovative features. From automatically braking to avoid collisions and keeping you in your lane, to detecting vehicles in your blind spot, the Tucson can alert you of potential dangers around you when driving.



Lane Following Assist (LFA)
Keeps you centred and safer. When activated, LFA keeps the car centred in its lane at speeds between 0 and 180 kilometres per hour on highways and city streets.



Lane Keeping Assist (LKA)
Uses the front camera to monitor the lines of the road. In case of an unintended lane departure, it will warn the driver and can apply steering correction to guide the car back to the lane.

Wheels

Choose from a range of stylish wheels, ranging from a 17" steel wheel with wheel cover to 17", 18" and 19" alloy wheels.



17" Aerodynamic Wheel



19" Alloy Wheel
Available on Executive Plus Hybrid only*



18" Alloy Wheel

Specifications

Type	Electrified		Combustion		
Engines / Performance	1.6 T-GDI HEV / 230 PS		1.6 T-GDI / 150 PS		1.6 CRDi / 115 PS
2WD / 4WD / Transmission	2WD / 6AT	4WD / 6AT	2WD / 6MT	4WD / 6MT	2WD / 6MT
Emission standard	EU E6D				
Type	4 cylinders in line				
Displacement [cc]	1,598				
Bore x stroke [mm]	75,6 x 89,0		75,6 x 89,0		77,0 x 85,8
Compression ratio	10,5		10,5		15,9
Maximum power [PS/kW] (for HEV: combined)	230 / 169,1		150 / 110,3		115 / 85
Maximum torque [Nm/rpm] (for HEV: combined)	Engine: 264 / 1,500~4,500 Motor: 264 / ~1,600		250,1 / 1,500~4,000		280 / 1,500~2,750
0-100 km/h [s] (2WD / 4WD)	8,0	8,3	10,3	10,6	12,1
Top speed [km/h] (2WD / 4WD)	193		189		175
Full Hybrid system					
Electric motor type	Permanent Magnet Synchronous Motor		--		--
Maximum power electric motor [kW]	44,2		--		--
Maximum torque electric motor [Nm]	264		--		--
Battery type	Lithium-Ion Polymer		--		--
Voltage [V]	270		--		--
Battery capacity [kWh]	1,49		--		--
Battery placement	Under second row seats		--		--
Chassis					
Front suspension	Mcperson Strut Type				
Rear suspension	Multi-Link Type				
Wheels	7.0Jx17" alloy / 7.5Jx19" alloy		7.0Jx17" alloy / 7.5Jx18" alloy / 7.5Jx19" alloy		
Tyres	215/65R17 / 235/50R19		215/65R17 / 235/55R18 / 235/50R19		
Consumption and Emissions (high - low)					
Fuel consumption combined NEDC 2.0 (l/100 km)*	4.9 - 4.8	5.6 - 5.4	6.3 - 6.1	6.4 - 6.2	4.8 - 4.4
Fuel consumption combined WLTP (l/100 km)**	5.9 - 5.5	6.6 - 6.2	7.0 - 6.6	7.8 - 7.3	5.6 - 5.2
CO ₂ emissions combined NEDC 2.0 (g/km)*	112 - 109	127 - 124	144 - 139	146 - 141	127 - 115
CO ₂ emissions combined WLTP (g/km)**	135 - 125	149 - 140	158.8 - 149.8	177.7 - 164.7	145.8 - 136.5



Overall Width 1,865
Wheel Tread 1,604



Overall Length 4,500
Wheel Base 2,680

Overall Height

1,650



Wheel Tread 1,615



TUCSON N Line



Welcome to the sportier side.



You're used to making a statement. Now you can drive one -
with the dynamic, motorsport-inspired N Line trim.





The confidence of professional details.

Upgraded with a wide range of motorsport-inspired design features, the TUCSON N Line exudes exhilarating performance flair. The aggressively reimagined front end is crowned by a unique N Line version of the parametric grille and wider air intakes, with a black bezel framing the LED headlamps. Under the grille, the rectangular-shaped bumper and a refined air intake have been stretched visually to the outside – and is taller and bigger than on the standard TUCSON for a more muscular look.

Precise. Sophisticated. Sharp.

To emphasize the car's sporty appearance at the rear, the TUCSON N Line is outfitted with an aerodynamic spoiler that is longer than that of the standard model and garnished with fins. Aggressive twin tip muffler exhausts further underline the fact the model's designers took many cues from the world of high-performance cars. The profile is characterised by a sharp-looking side moulding in body colour, which creates more dynamic proportions and lines for a slimmer look. The body colour claddings and bumper put a sleek accent on this sporty statement. The glossy black frame around the side windows flows into the dynamic angle of the C-pillar, generating a race track-inspired feeling of forward motion.





Dynamic design enhancements.

For the TUCSON N Line, the designers emphasized the stable, wide stance by pushing the design elements like the bumpers and grille farther out to the side for a more horizontal, muscular look. The wider, more trapezoidal N Line grille design, features the N Line badge and black bezels framing the headlamps.



The wider rectangular N Line bumper with enlarged air intake refinements are some of the highlights in the front.



The N Line grille's parametric jewel patterns have been elaborated with sporty edges to create additional reflections.



The rectangular rear bumper harmonizes with the sporty twin tip exhausts and a bright silver skid plate, which is accentuated by a red reflector band.



Stronger and sportier 19-inch alloy wheels continue the Sensuous Sportiness theme, with parametric patterns emphasising their geometric structure.



The images shown are for illustrative purposes only. Please contact your local Hyundai dealer for more information.





Upgrade your comfort zone.

Welcome to a whole new level of precision. Sit down in the TUCSON N Line's upgraded cockpit and you'll feel its sleek, professional atmosphere instantly. The sporty N Line seats are finished in luxurious mix of perforated black suede and leather. They feature the N logo and red contrast stitching, which can also be found on the door trim and armrest. Other N design elements are to be found on the leather gearshift knob or shift-by-wire console cover, depending on the chosen transmission. Meanwhile, a black headliner gives the interior an extra sporty touch. Further N Line enhancements include metal pedals, a foot rest and door steps.




Finished in fine leather and featuring red contrast stitching and sporty metallic spokes, the N Line steering wheel proudly displays the N logo.



The N logo is also displayed on the elegant shift-by-wire covering in the centre console.

Express yourself.

Make the TUCSON N Line yours with a choice of seven exterior colours, including Shadow Gray, which is exclusive for N Line. For even more personalisation, you can select an optional two-tone roof in Phantom Black with five colour trims.



Phantom Black

Shimmering Silver

Polar White

Shadow Gray

Optional two-tone roof available in Phantom Black

Optional two-tone roof available in Phantom Black



Dark Knight Gray

Optional two-tone roof
available in Phantom Black



Engine Red

Optional two-tone roof
available in Phantom Black



Sunset Red

Optional two-tone roof
available in Phantom Black

Wheels.

The TUCSON N Line is equipped with dedicated 19" alloy wheels. Stronger and sportier, parametric patterns emphasise their geometric structure, continuing the Sensuous Sportiness theme.



19" Alloy Wheel

Specifications and dimensions.

Type	Electrified
Engines / Performance	1.6 T-GDI PHEV / 265 PS
2WD / 4WD / Transmission	4WD / 6AT
Emission standard	EU E6D
Type	4 cylinders in line
Displacement [cc]	1,598
Bore x stroke [mm]	75.6 x 89.0
Compression ratio	10.5
Max. power [PS/kW] (for HEV/PHEV: combined)	265 / 194.8
Max. torque [Nm/rpm] (for HEV/PHEV: combined)	Engine: 264.7 / 1,500~4,500 Motor: 304 / ~2,100
0-100 km/h [s] (2WD / 4WD)	8.6
Top speed [km/h] (2WD / 4WD)	190
Full Hybrid system	
Electric motor type	Permanent Magnet Synchronous
Maximum power electric motor [kW]	66.9
Maximum torque electric motor [Nm]	304
Battery type	Lithium-Ion Polymer
Voltage [V]	360
Battery capacity [kWh]	13.8
Battery placement	Centre underbody
Chassis	
Front suspension	Mcperson Strut Type
Rear suspension	Multi-Link Type
Wheels	7.5Jx19" alloy
Tyres	235/50R19



Overall Width 1,865
Wheel Tread 1,615



Overall Length 4,510
Wheel Base 2,680

Overall Height

1,650



Wheel Tread 1,622

Unit : mm





Feel it to believe it.

Outside, its chiselled surfaces and dynamic lines are designed to impress while inside, you'll discover a level of roominess, comfort and versatility that exceeds all expectations.

Dealer stamp